




Model OD7685

Microprocessor DO₂ & °C Meter



- * **Displays ppm, %Sat or °C.**
- * **Optional Self Cleaning Sensor**
- * **Two Control Relays.**
- * **One Alarm Relay.**
- * **Isolated Current Output.**
- * **Panel Mounting 96 Din.**
- * **Alphanumeric Display.**
- * **User Friendly µP.**
- * **IP65 Front Panel.**



The model OD7685 is a µP panel mounting Dissolved Oxygen meter which will display Oxygen in ppm, % saturation or mg/L. with auto temperature compensation and temperature display over the range of -2°C to + 52°C. From a temperature sensor built into the DES1 Dissolved Oxygen sensor.

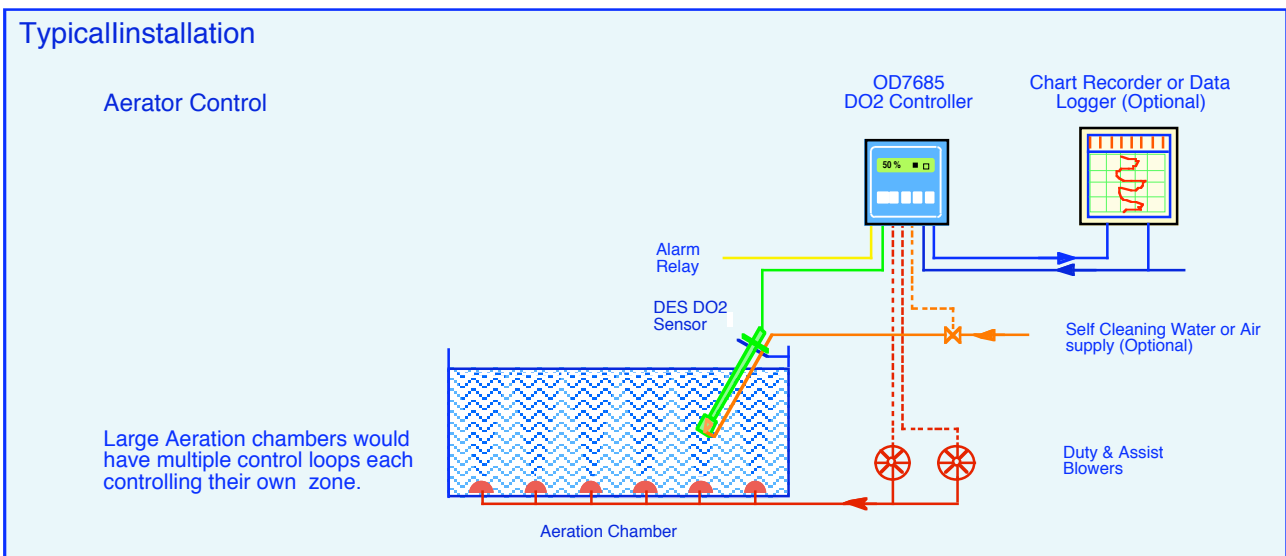
Two programmable control relays are fitted, the control relays can be programmed for either high or low operation and have adjustable hysteresis and delay timers. One adjustable alarm relay with delay timer is fitted which may be set to operate on both a high and low measured value.

The isolated output corresponds to the measuring

range selected and can be 0 -20 mA or 4 -20 mA. Auto cleaning of the sensor maybe accomplished by a relay output for a preset time. While the instrument freezes and holds the last reading and control function for a preset time after the cleaning cycle.

The versatility of the microprocessor accompanied by the user friendly software allow the programming of the functions, routine checks and calibration to easily be accomplished even by untrained operators.

Installation of the 7685 series of instruments is intended to be into a control panel or in the optional IP65 weatherproof enclosure for all year round outside installation.

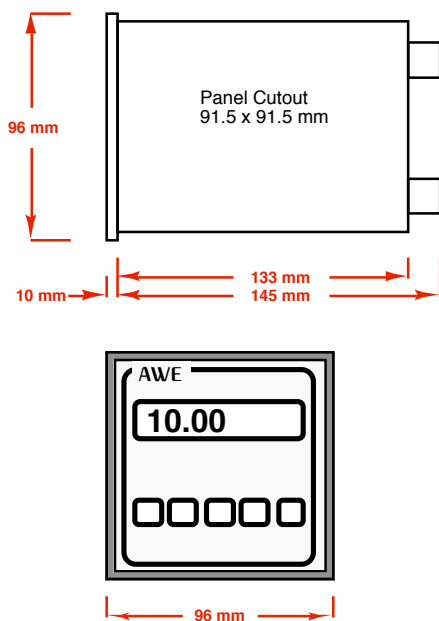


Specifications

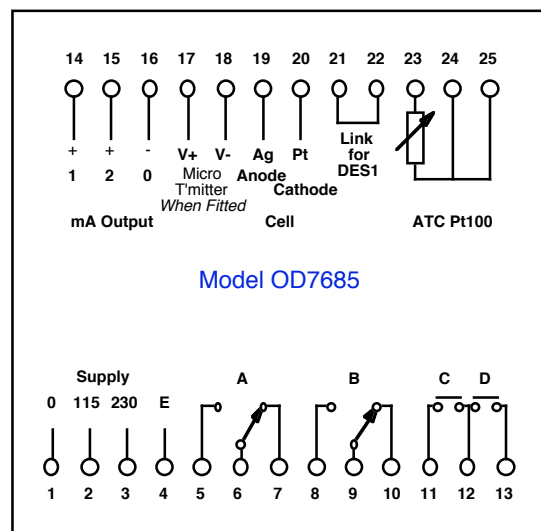
Input	AWE DES1 Clark type Polarographic type sensor. For others contact AWE
Range	0 - 200% sat, or 0 - 20 ppm / mg/Litre
Temp range	-2 - 52 °C
Temp comp/display.	Automatic via Pt100 sensor.
Display	16 character alphanumeric LCD.
Output	0 - 20mA / 4 - 20 mA programmable into 600 Ω
Set points	2 on/off high/low selectable. 5 amp non inductive.
Hysteresis	± 10% adjustable.
Alarm	1 min./max. or 0 - 60 mins activation of S1/2
Time delay	0 - 25 seconds adjustable.
Zero	adjustable.
Slope	adjustable.
Mains supply	230/115 volt 50/ 60 Hz.
Power consumption	5 VA
Weight	850 grams Panel mounting
Dimensions	96 x 96 x 155 mm. cutout 91.5 x 91.5 mm.

OD7685

Dimensions



Connections



AWE

Automated Water & Effluent Ltd

AWE House Antom Court, Tollgate Drive, Beaconside, Stafford, ST16 3AF UK.

Tel: 01785 254597 Fax: 01785 257724

www.awe-ltd.co.uk email sales@awe-ltd.co.uk