

Cost Effective Dosing



- ✘ PVC or SS. Wetted Parts
- ✘ 415 Volt or 230 Volt Motors
- ✘ Flow rates upto 1000 L/Hr.
- ✘ Pressures 20 Bar SS Heads
- ✘ Cost Effective Dosing
- ✘ Manually Adjustable Stroke
- ✘ Optional Auto Adjustment by Servo Motor

The TAP 15 and 25 series of piston dosing pumps with either a 15 mm or 25mm long stroke with a wide range of piston diameters to provide a wide range of dosing outputs from 1 – 1.5 L/Hrs to 1000 Ltrs/Hr output. The TAP series piston pumps are driven by an electric motor which may be 400 volt 3 phase or an optional 230 volt single phase.

The dosing pump output is manually adjustable from 0 -100% by the stroke length micrometer adjustment dial located on pump gearbox.

The movement of the diaphragm is based on a precise reciprocating gearbox providing an exact volumetric displacement which achieves a linear capacity at all stroke settings.

The dosing pump wetted parts are available in either 316 stainless steel for both the pump head and piston or PVC for the pump head and ceramic for the piston to suit the chemical reagent being dosed.

Automatic proportional control of the dosing pump output is possible by an inverter controlling the speed of the drive motor or by controlling the stroke length with a servo motor which is better for prolonged running at low outputs. The TAP series of dosing pumps offer cost effective reliable dosing solutions for many industrial process.

Automated Water & Effluent Ltd



AWE House Antom Court, Tollgate Drive, Beaconside, Stafford, ST16 3AF UK.
Tel: 01785 254597 Fax: 01785 257724
www.awe-ltd.co.uk email sales@awe-ltd.co.uk

AWE

RDP

Red Dosing Pumps.

TAP Series. Piston Metering Pumps



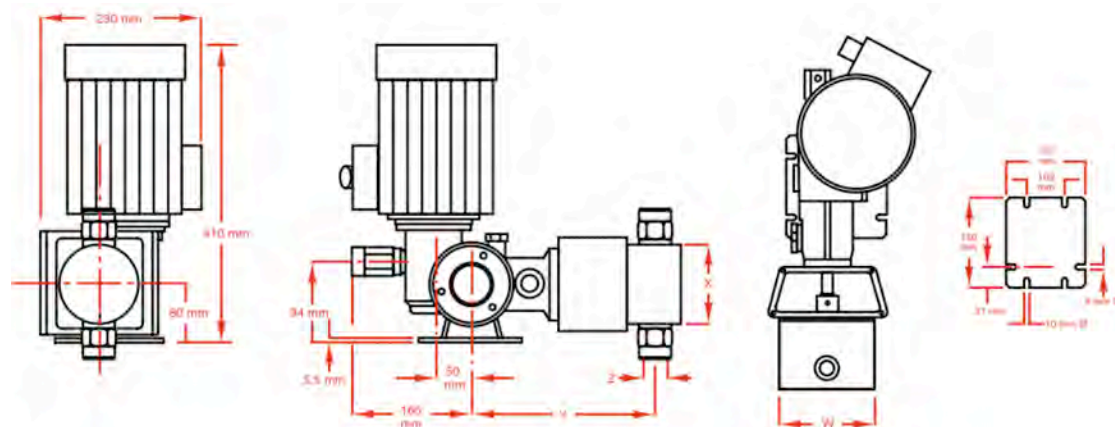
Automated Water & Effluent Ltd

TAP25 Dosing Pump Outputs									
Model Number	Piston Dia	Strokes/Min	Output Litres/Hr.	Pressure Bar S-Steel	Pressure Bar PVC	Power kW 415V 3 Ø	Connection	Weight Kg PVC	Weight Kg S-Steel
TAP25 - 25 - 58	25	58	40	20.0	10.0	0.25	3/8" BSP	14.1	15.5
TAP25 - 25 - 78	25	78	53	20.0	10.0	0.25	3/8" BSP	14.1	15.5
TAP25 - 25 - 116	25	116	80	20.0	10.0	0.25	3/8" BSP	14.1	15.5
TAP25 - 30 - 58	30	58	55	20.0	10.0	0.25	3/8" BSP	14.1	15.5
TAP25 - 30 - 78	30	78	75	20.0	10.0	0.25	3/8" BSP	14.1	15.5
TAP25 - 30 - 116	30	116	112	20.0	10.0	0.25	3/8" BSP	14.1	15.5
TAP25 - 38 - 58	38	58	90	20.0	10.0	0.37	1/2" BSP	15.6	18.4
TAP25 - 38 - 78	38	78	120	20.0	10.0	0.37	1/2" BSP	15.6	18.4
TAP25 - 38 - 116	38	116	180	20.0	10.0	0.37	1/2" BSP	15.6	18.4
TAP25 - 48 - 58	48	58	140	20.0	10.0	0.55	1/2" BSP	15.6	18.4
TAP25 - 48 - 78	48	78	190	20.0	10.0	0.55	1/2" BSP	15.6	18.4
TAP25 - 48 - 116	48	116	284	20.0	10.0	0.55	1/2" BSP	15.6	18.4
TAP25 - 54 - 58	54	58	180	15.0	10.0	0.55	1/2" BSP	15.9	20.2
TAP25 - 54 - 78	54	78	242	15.0	10.0	0.55	1/2" BSP	15.9	20.2
TAP25 - 54 - 116	54	116	365	15.0	10.0	0.55	1/2" BSP	15.9	20.2
TAP25 - 64 - 58	64	58	250	10.0	10.0	0.75	3/4" BSP	16.1	21.3
TAP25 - 64 - 78	64	78	335	10.0	10.0	0.75	3/4" BSP	16.1	21.3
TAP25 - 64 - 116	64	116	505	10.0	10.0	0.75	3/4" BSP	16.1	21.3
TAP25 - 76 - 58	76	58	365	7.0	7.0	0.75	1" BSP	18.32	28.2
TAP25 - 76 - 78	76	78	485	7.0	7.0	0.75	1" BSP	18.32	28.2
TAP25 - 76 - 116	76	116	730	7.0	7.0	0.75	1" BSP	18.32	28.2
TAP25 - 89 - 58	89	58	495	5.0	5.0	0.75	1" BSP	18.6	30.4
TAP25 - 89 - 78	89	78	660	5.0	5.0	0.75	1" BSP	18.6	30.4

TAP15 Dosing Pump Outputs									
Model Number	Piston Dia	Strokes/Min	Output Litres/Hr.	Pressure Bar S-Steel	Pressure Bar PVC	Power kW 415V 3 Ø	Connection	Weight Kg PVC	Weight Kg S-Steel
TAP15 - 6 - 58	6	58	1.5	20.0	10.0	0.18	1/4" BSP	8.4	9.8
TAP15 - 6 - 78	6	78	2.0	20.0	10.0	0.18	1/4" BSP	8.4	9.8
TAP15 - 6 - 116	6	116	3.0	20.0	10.0	0.18	1/4" BSP	8.4	9.8
TAP15 - 11 - 58	11	58	5.5	20.0	10.0	0.18	1/4" BSP	8.4	9.8
TAP15 - 11 - 78	11	78	6.5	20.0	10.0	0.18	1/4" BSP	8.4	9.8
TAP15 - 11 - 116	11	116	10	20.0	10.0	0.18	1/4" BSP	8.4	9.8
TAP15 - 17 - 58	17	58	11	20.0	10.0	0.18	3/8" BSP	8.4	9.8
TAP15 - 17 - 78	17	78	15	20.0	10.0	0.18	3/8" BSP	8.4	9.8
TAP15 - 17 - 116	17	116	22	20.0	10.0	0.18	3/8" BSP	8.4	9.8
TAP15 - 25 - 58	25	58	25	20.0	10.0	0.18	3/8" BSP	8.4	9.8
TAP15 - 25 - 78	25	78	32	20.0	10.0	0.18	3/8" BSP	8.4	9.8
TAP15 - 25 - 116	25	116	50	20.0	10.0	0.18	3/8" BSP	8.4	9.8
TAP15 - 30 - 58	30	58	35	20.0	10.0	0.37	3/8" BSP	9.8	11.2
TAP15 - 30 - 78	30	78	45	20.0	10.0	0.37	3/8" BSP	9.8	11.2
TAP15 - 30 - 116	30	116	70	20.0	10.0	0.37	3/8" BSP	9.8	11.2
TAP15 - 38 - 58	38	58	55	17.0	10.0	0.37	1/2" BSP	10.0	12.8
TAP15 - 38 - 78	38	78	73	17.0	10.0	0.37	1/2" BSP	10.0	12.8
TAP15 - 38 - 116	38	116	110	17.0	10.0	0.37	1/2" BSP	10.0	12.8
TAP15 - 48 - 58	48	58	85	10.0	10.0	0.37	1/2" BSP	10.0	12.8
TAP15 - 48 - 78	48	78	114	10.0	10.0	0.37	1/2" BSP	10.0	12.8
TAP15 - 48 - 116	48	116	170	10.0	10.0	0.37	1/2" BSP	10.0	12.8
TAP15 - 54 - 58	54	58	110	8.0	8.0	0.37	3/4" BSP	10.3	14.6
TAP15 - 54 - 78	54	78	145	8.0	8.0	0.37	3/4" BSP	10.3	14.6
TAP15 - 54 - 116	54	116	220	8.0	8.0	0.37	3/4" BSP	10.3	14.6
TAP15 - 64 - 58	64	58	152	6.0	6.0	0.37	3/4" BSP	10.5	15.7
TAP15 - 64 - 78	64	78	204	6.0	6.0	0.37	3/4" BSP	10.5	15.7
TAP15 - 64 - 116	64	116	304	6.0	6.0	0.37	3/4" BSP	10.5	15.7

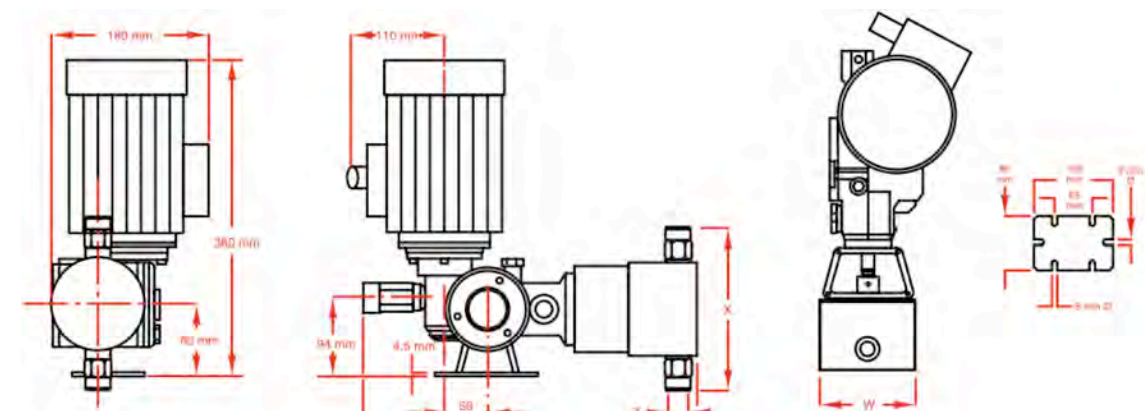
TAP25 Dimensions									
Model No	Piston Ø	Stainless Steel				PVC			
		X	Y	Z	W	X	Y	Z	W
TAP25 - 25	25 mm	120 mm	258 mm	3/8" BSP	68 mm	147 mm	258 mm	3/8" BSP	80 mm
TAP25 - 30	30 mm	120 mm	258 mm	3/8" BSP	68 mm	147 mm	258 mm	3/8" BSP	80 mm
TAP25 - 38	38 mm	160 mm	268 mm	1/2" BSP	88 mm	168 mm	268 mm	3/8" BSP	100 mm
TAP25 - 48	48 mm	160 mm	268 mm	1/2" BSP	88 mm	196 mm	268 mm	1/2" BSP	100 mm
TAP25 - 54	54 mm	173 mm	268 mm	1/2" BSP	108 mm	216 mm	268 mm	1/2" BSP	120 mm
TAP25 - 64	64 mm	202 mm	273 mm	3/4" BSP	108 mm	222 mm	273 mm	3/4" BSP	120 mm
TAP25 - 76	76 mm	238 mm	288 mm	1" BSP	138 mm	244 mm	288 mm	1" BSP	148 mm
TAP25 - 89	89 mm	252 mm	288 mm	1" BSP	150 mm	256 mm	288 mm	1" BSP	160 mm

Maximum solution temperature Stainless steel pump head 90 °C PVC pump head 40°C



TAP25 Dimensions

TAP15 Dimensions									
Model No	Piston Ø	Stainless Steel				PVC			
		X	Y	Z	W	X	Y	Z	W
TAP15 - 6	6 mm	120 mm	210 mm	1/4" BSP	68 mm	157 mm	216 mm	1/4" BSP	80 mm
TAP15 - 11	11 mm	120 mm	210 mm	1/4" BSP	68 mm	157 mm	216 mm	1/4" BSP	80 mm
TAP15 - 17	17 mm	120 mm	210 mm	3/8" BSP	68 mm	147 mm	216 mm	3/8" BSP	80 mm
TAP15 - 25	25 mm	120 mm	215 mm	3/8" BSP	68 mm	147 mm	225 mm	3/8" BSP	80 mm
TAP15 - 30	30 mm	120 mm	215 mm	3/8" BSP	68 mm	147 mm	225 mm	3/8" BSP	80 mm
TAP15 - 38	38 mm	160 mm	227 mm	3/8" BSP	88 mm	168 mm	235 mm	3/8" BSP	100 mm
TAP15 - 48	48 mm	160 mm	227 mm	1/2" BSP	88 mm	196 mm	240 mm	1/2" BSP	100 mm
TAP15 - 54	54 mm	173 mm	227 mm	1/2" BSP	108 mm	216 mm	240 mm	1/2" BSP	120 mm
TAP15 - 64	64 mm	203 mm	238 mm	3/4" BSP	108 mm	222 mm	250 mm	3/4" BSP	120 mm



TAP15 Dimensions