




High Speed Mixers

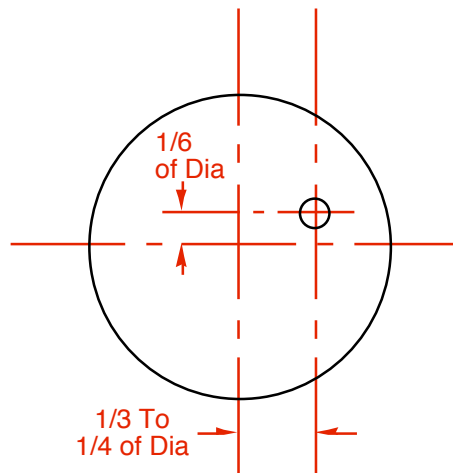
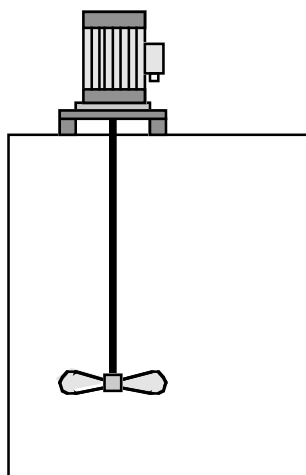
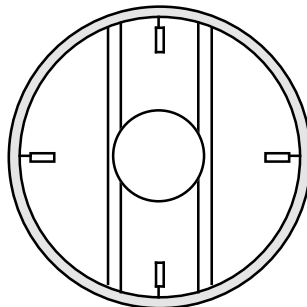
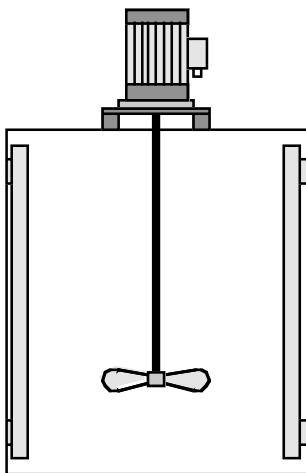
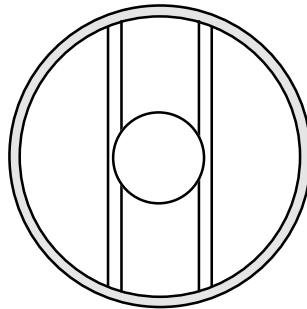
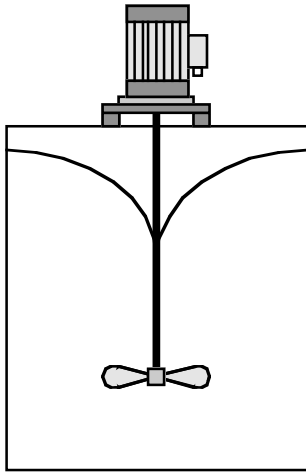


- * **Three Bladed Marine Propellers**
- * **316 Stainless Steel/EVA Coated**
- * **High Quality Cost Effective**

The TM range of high speed mixers are of simple design and construction intended for light or medium duty use in the Effluent and Water Treatment Industry. Featuring direct drive motors for flange mounting ranging from 1/4 HP (0.18 KW.) to 2HP (1.5 KW.) All the units have stainless steel couplings shafts and propellers. The propellers being of the marine three blade type, which optimise the mixing. Hence providing more mixing per horse power than the flat disc propellers. The motors are T.E.F.C. (totally enclosed fan cooled) to IP55 specifications. Standard mains supply being 415V, three phase with 380V and flameproof motors available to order. Model TM0 and TM1 being available with 240V single phase motors. Also available are plastic coated propellers and shafts to provide greater chemicals resistance when required.

MODEL							
Part No	TM0	TM0 SP	TM1	TM1 SP	TM2	TM3	TM4
Frame Size	D63	D71	D71	D71	D80	D90	D100
HP	0.25	0.5	0.5	0.5	0.75	1.0	2.0
Speed RPM	1400	1400	1400	1400	960	960	960
Flange Dia mm	140	160	160	160	200	200	250
Hole Dia mm	4x10	4x10	4x10	4x10	4x12	4x12	4x15
PCD	115	130	130	130	165	165	215
Plate Hole mm	97	112	112	112	132	132	182
Prop Dia mm	75	75	100	100	150	175	200
Vol Litres	200	200	500	500	1250	2000	4000

Typical Installations



High Speed Mixers

Installed with the shaft mounted vertically on the centre line of a vessel without baffles. With rotation clockwise when looking down the shaft so fluid is pushed down the vessel. This installation creates a circular vortex suitable for wetting light powders which normally tend to float but are drawn into the vortex. This position is not recommended for other types of mixing.

Installed with the shaft mounted vertically on the centre line of the vessel. Fitted with four strip baffles mounted vertically 90° apart with rotation clockwise when looking down the shaft so fluid is pushed down the vessel. This installation creates a turbulent fluid regime ideal for most mixing applications. Baffles should be approximately 1/12 the diameter of the vessel and spaced out 1" from the wall.

Installed with the shaft mounted vertically off centre without baffles with rotation clockwise when looking down the shaft so fluid is pushed down the vessel. The exact position depends upon the particular application and tank size. Provides good mixing without baffles. This technique places the propeller in a position which provides an acceptable flow pattern but inferior to a fully baffled tank.

AWE

Automated Water & Effluent Ltd

AWE House Antom Court, Tollgate Drive, Beaconside, Stafford, ST16 3AF UK.

Tel: 01785 254597 Fax: 01785 257724

www.awe-ltd.co.uk email sales@awe-ltd.co.uk